

TECWARE

B68+



**3-Mode Wireless
Mechanical Keyboard**



Quick Start Guide

Fn Shortcut Keys:



 +  -  = **Fn + 1 thru 12**
F1 thru F12

 +  = **Fn + I**
Print Screen



 +  = **Fn + O**
Scroll Lock
















 +  = **Fn + P**
Pause

 +  = **Fn + J**
Insert

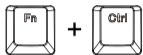
 +  = **Fn + K**
Home

 +  = **Fn + L**
End

 +  = **Fn + Right Alt**
Menu

-  +  = **Fn + ↑**
LED Lighting Brightness Increase
-  +  = **Fn + ↓**
LED Lighting Brightness Decrease
-  +  = **Fn + →**
LED Lighting Speed Increase
-  +  = **Fn + ←**
LED Lighting Speed Decrease
-  +  = **Fn + Right Ctrl**
LED Mode Switch
-  +  = **Fn + Right Shift**
LED Color Switch (Red, Green, Blue, Yellow, Purple, Blue and White)
-  +  = **Fn + Esc (Hold down 5 sec)**
Reset Settings
-  +  = **Fn + Win**
Windows Key Lock

Various LED modes can be triggered by Fn + Right Ctrl Keys



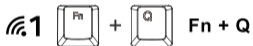
- ① Snake
- ② Spectrum
- ③ Reactive
- ④ Sine wave
- ⑤ Static
- ⑥ Breathing
- ⑦ Color Cycle
- ⑧ Reactive Sideways
- ⑨ Reactive Burst
- ⑩ Windmill
- ⑪ Custom 1, 2

Connectivity switch: (located at the back of the keyboard)

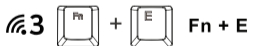
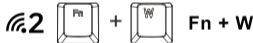
Toggle Left for BT mode, Middle for WIRED MODE, Right for 2.4G MODE.z

BT Connection: (Connect/Store up to 3 Devices)

Tab key will be backlit in White when in BT mode and Esc will blink to search connection



Long press (3 sec) for pairing mode between the BT device.
Esc Key will blink fast when discoverable. When pairing is complete,
ESC key will stop blinking.



Single press to connect/disconnect to paired device.
Esc Key will stop blinking when connection is established.

Charging:



**FN + Backspace displays battery power level.
Keys 1~0 lights up in green to show battery level.**

Blinking Blue • Keyboard battery is charging. Backspace key will stop blinking when fully charged.

Blinking Red • Low Battery, will stop functioning after 10 seconds.
Connect your USB Wire to charge.

Sleep/Time Out:

- The keyboard goes to sleep after 90 seconds when the keyboard is disconnected from the device or the device fails to reconnect.
- The keyboard goes to sleep when the keyboard is inactive for 120 seconds.

Package Contents

- TECWARE B68+ Mechanical Keyboard
- Quick Start Guide
- USB Dongle x 1
- 1.8m Removable USB-C Cable x 1
- Switch Puller x 1
- Keycap Puller x 1

System Requirements

- PC with USB port
- Windows 7/8/10, Mac

Warranty

- 1 Year. Please contact your local distributor for support.



TECWARE

www.tecware.co